

Frost Municipal Bond Fund

Investor Class Shares* Ticker: FAUMX CUSIP: 00766Y661

March 31, 2019

*Formerly Class A Shares



★★

Overall Morningstar Rating™

Overall rated 2 stars for the period ending 3/31/19 out of 258 Municipal National Intermediate Bond Funds. Morningstar rankings are based on risk adjusted returns, and the Overall Morningstar Rating for a fund is derived from a weighted average of the performance figures associated with its three-, five- and ten-year Morningstar Rating metrics.

Firm Overview

- Frost Investment Advisors, LLC formed 2007
- \$4.4 billion in mutual fund assets and \$4.7 billion assets under management in the Investment Advisor as of 3/31/19
- A wholly owned non-banking subsidiary of Frost Bank ("Frost") which was founded in 1868
- Frost is one of the largest Texas based banks with \$31.7 billion total financial assets as of 3/31/19

Investment Objective

- Seeks to provide a consistent level of current income exempt from federal income tax with a secondary emphasis on maximizing total return through capital appreciation

Investment Philosophy

- The Fund invests in municipal securities that generate income exempt from federal income tax, but not necessarily the federal alternative minimum tax ("AMT"). The Fund may invest more than 25% of its total assets in bonds of issuers in Texas.
- The Adviser, employs the following four primary strategies to varying degrees depending on its views of economic growth prospects, interest rate predictions and relative value assessments:
 - interest rate positioning based on duration and yield curve positioning, with a typical range of three years;
 - asset allocations;
 - credit sector allocations relating to security ratings by the national ratings agencies;
 - and individual security selection.

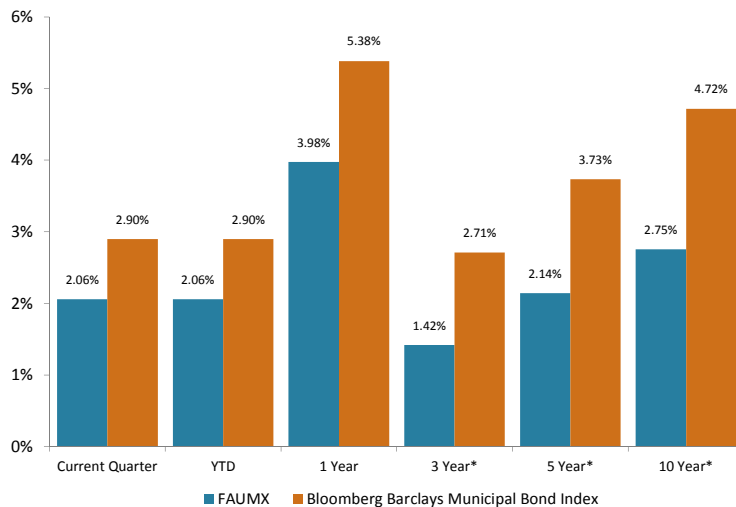
Portfolio Characteristics as of 3/31/19

Effective Duration	3.24 years
Average Weighted Maturity	3.93 years
SEC 30-Day Yield	1.72%

Mutual Fund Start Date

Total Fund Assets	\$160,688,051
Class Assets	\$4,298,636
Net Asset Value	\$10.36
Expense Ratio	0.78%
Minimum Investment	\$2,500

Performance: Net Returns as of 3/31/19



Performance since inception of the Mutual Fund (8/28/2008) was 2.94% *Annualized.

Calendar Year Returns	FAUMX	Bloomberg Barclays Municipal Bond Index
2018	1.29%	1.28%
2017	2.74%	5.45%
2016	-0.89%	0.25%
2015	2.17%	3.30%
2014	5.04%	9.05%
2013	-1.60%	-2.55%
2012	4.27%	6.78%
2011	7.32%	10.70%
2010	1.18%	2.38%
2009	7.15%	12.91%

Performance data quoted represents past performance and does not guarantee similar future results. The investment performance and principal value of an investment will fluctuate so that an investor's shares, when redeemed, may be worth more or less than their original cost, and current performance may be lower or higher than the performance quoted. For performance data current to the most recent month end, please call 877.713.7678.

Prior to March 31, 2015, Investor Class Shares of the Fund were called "Class A Shares," and shareholders were charged a sales charge on certain purchases of Class A Shares. The performance information provided for the period prior to March 31, 2015 represents the performance of Investor Class Shares when they were called Class A Shares, but does not include the Maximum Sales Charge (Load) that was applicable to Class A Shares. If sales charges were included, the returns would be lower.

Frost Municipal Bond Fund

Investor Class Shares* Ticker: FAUMX CUSIP: 00766Y661

March 31, 2019

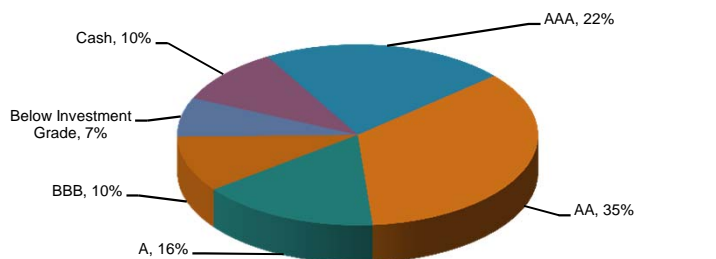
*Formerly Class A Shares



The Frost Municipal Bond Fund is managed by a team of professionals, to include:

Jeffery Elswick, Senior Fund Manager, Director of Fixed Income and Managing Director at Frost, has been the portfolio manager for the Fund since its inception. Mr. Elswick is supported by a team of appropriately trained, qualified analysts and fixed income traders.

Bond Credit Quality as of 3/31/19

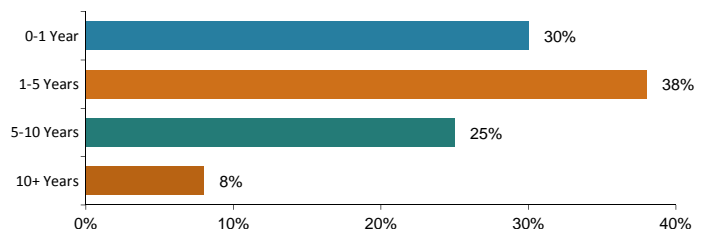


The credit quality breakdown depicts the credit quality ratings of the Fund's portfolio securities that are rated by one or more of the three major nationally recognized statistical rating organizations ("NRSRO") - Standard & Poor's, Moody's and Fitch. When a security is rated by more than one NRSRO, the highest rating is used. Credit ratings of A or better are considered to be high credit quality; credit ratings of BBB are good credit quality and the lowest category of investment grade; credit ratings BB and below are lower-rated securities and credit ratings of CCC or below have high default risk. These credit quality ratings are shown without regard to gradations within a given rating category. For example, securities rated "AA-" or "AA+" have been included in the "AA" rated category. For all short-term money market securities we include all "A-1"/"P-1"/"F-1" in the "AAA" rated category and all "A-2"/"P-2"/"F-2" in the "A" category.

Top Ten Holdings as of 3/31/19 *	Maturity	%
TX State, 4%	8/29/19	5.39%
Texas School District, 5.25%	8/15/35	2.38%
El Paso Cnty TX, 5%	8/15/25	2.34%
IL State, 5%	12/1/19	2.31%
VA State, 2.15%	4/1/21	2.02%
TX State, 5%	4/1/22	1.83%
New York, NY, 5%	8/1/27	1.79%
Love Field Arprt, 5.25%	11/1/40	1.74%
Railsplitter, 5.25%	6/1/20	1.67%
SC State, 2%	6/1/27	1.59%
Total Percentage of Top Ten:		23.06%
Total Portfolio Holdings:	114	

*Holdings are subject to changes. Current and future holdings are subject to risk.

Effective Maturity Schedule as of 3/31/19



To determine if this Fund is an appropriate investment for you, carefully consider the Fund's investment objectives, risk factors, charges and expenses before investing. This and other information may be found in the Fund's prospectus, which may be obtained by calling 877.713.7678. Please read the prospectus carefully before investing.

Mutual fund investing involves risk including possible loss of principal. Bond and bond funds are subject to interest rate risk and will decline in value as interest rates rise. There can be no assurance that the Fund will achieve its stated objectives.

The Morningstar Rating™ for funds, or "star rating", is calculated for managed products (including mutual funds, variable annuity and variable life subaccounts, exchange-traded funds, closed-end funds, and separate accounts) with at least a three-year history. Exchange-traded funds and open-ended mutual funds are considered a single population for comparative purposes. It is calculated based on a Morningstar Risk-Adjusted Return measure that accounts for variation in a managed product's monthly excess performance, placing more emphasis on downward variations and rewarding consistent performance. The Morningstar Rating does not include any adjustment for sales loads. The top 10% of products in each product category receive 5 stars, the next 22.5% receive 4 stars, the next 35% receive 3 stars, the next 22.5% receive 2 stars, and the bottom 10% receive 1 star. The Overall Morningstar Rating for a managed product is derived from a weighted average of the performance figures associated with its three-, five-, and 10-year (if applicable) Morningstar Rating metrics. The weights are: 100% three-year rating for 36-59 months of total returns, 60% five-year rating/40% three-year rating for 60-119 months of total returns, and 50% 10-year rating/30% five-year rating/20% three-year rating for 120 or more months of total returns. While the 10-year overall star rating formula seems to give the most weight to the 10-year period, the most recent three-year period actually has the greatest impact because it is included in all three rating periods. As of 3/31/19, FAUMX was rated against 258 Municipal National Intermediate Bond funds over a three-year period, 227 over a five-year period and 149 over a ten-year period. With respect to these funds, FAUMX received a rating of 2 stars for the three- and five-year periods and 1 star for the ten-year period. Past performance is no guarantee of future results.

© 2019 Morningstar, Inc. All Rights Reserved. The information contained herein: (1) is proprietary to Morningstar and/or its content providers; (2) may not be copied or distributed; and (3) is not warranted to be accurate, complete or timely. Neither Morningstar nor its content providers are responsible for any damages or losses arising from any use of this information. Past performance is no guarantee of future results.

Effective Duration is a duration calculation for bonds with embedded options. Effective duration takes into account that expected cash flows will fluctuate as interest rates change. The Frost mutual funds are distributed by SEI Investments Distribution Co., which is not affiliated with the Advisor or its affiliates.

The Bloomberg Barclays Municipal Bond Index is a rules-based, market value weighted index engineered for the long-term tax-exempt bond market. To be included, bonds must have minimum credit rating of Baa and must have an outstanding par value of at least \$5 million. Bonds must be at least one year from their maturity date. Investors cannot invest directly in an index. Bloomberg indices and its associated data, Copy Copyright © 2019 Bloomberg Index Services Limited. Bloomberg® is a trademark and service mark of Bloomberg Finance L.P. and its affiliates (collectively "Bloomberg"). Barclays® is a trademark and service mark of Barclays Bank PLC (collectively with its affiliates, "Barclays"), used under license. Bloomberg or Bloomberg's licensors, including Barclays, own all proprietary rights in the Bloomberg Barclays Indices. Neither Bloomberg nor Barclays approves or endorses this material, or guarantees the accuracy or completeness of any information herein, or makes any warranty, express or implied, as to the results to be obtained therefrom and, to the maximum extent allowed by law, neither shall have any liability or responsibility for injury or damages arising in connection therewith.